












Spare parts list Modular


1. Drive / pumps:









Item	Art. No.	Designation	Image
1.1	20 60 0019	Worm gear motor for Modular (i=10)	
1.2	30 60 0033	High-pressure pump unit for Wheel Washing System	
1.2.1	30 60 0027	Pressure gauge for high-pressure pump unit	


1.2.2	20 60 0010	High-pressure hose for Modular (connection to Kärcher unit)	
1.3	20 60 0002	Detergent pump for Modular  - Elbow Art. No. 30500037	
1.3.1	30 50 0040	Spare diaphragm for detergent pump 4-Wheel+ Modular	
1.4	20 60 0003	Diaphragm dosing pump  Attention! Up to machine No. 400	
1.4.1	30 60 0037	Neutralisation pump for 4-Wheel+Modular  Attention! Machine No. 70401 or higher	
1.4.2	30 60 0022	Soda lye pump hose for peristaltic pump	
1.4.3	30 50 0039	Plastic hose for lye pump, (item 1.41)	












Item	Art. No.	Designation	Image
1.5	20 50 0008	Bearing block (completely with bearing and shaft seal)	
1.5.1	20 60 0009	Slide bearing L=21	
1.5.2	20 60 0021	Shaft seal for Modular	



Item	Art. No.	Designation	Image
1.6	20 50 0093	Sliding rail made of plastic	
1.7	20 50 0056	Front drive shaft	
1.8	20 50 0005	Rear drive shaft	
1.9	20 60 0014	Tension spring for high-pressure nozzle Modular	
1.10	20 50 0004	Drive roller, conical	
1.11	20 50 0022	two hole bearing completely	

**2. Wiring cabinet:**







Item	Art. No.	Designation	Image
2.1	30 65 0007	RCD safety switch  (wiring diagram designation 8F1)	
2.2	20 65 0005	Control relay EASY-721 for Modular  (wiring diagram designation 13A1)	
2.3	30 65 0005	24 V power supply for 4-Wheel and Modular  (wiring diagram designation 10G1)	

Item	Art. No.	Designation	Image
2.4	30 65 0017	Contactor for high-pressure unit  (wiring diagram designation 17K4)	
2.5	20 65 0006	Coupling relay for linear cylinder (wiring diagram designation 17K7,17K8)	
2.6	20 65 0007	Coupling relay for lye pump, detergent pump, high-pressure valve (module)  (wiring diagram designation 17K2,17K5,17K6 )	
2.7	20 65 0003	Door switch for Modular	
2.8	30 65 0001	Main switch for 4-Wheel+ Modular	
2.9	20 65 0004	Adding counter 24 V DC  (wiring diagram designation 17K1.1)	




Item	Art. No.	Designation	Image
2.10	20 60 0004 up to machine-no. 648  20 60 0031 since machine-no. 649	Electromechanical lifting cylinder ALI1F	 A photograph of a rectangular, silver-colored electromechanical lifting cylinder. It has a blue cap on the right side and a cable extending from the left. The cylinder is resting on a white surface.
2.11	20 30 0001	Tension cable for Modular high-pressure nozzle	 A photograph of a long, thin, metallic tension cable. One end is attached to a blue handle or nozzle, and the other end has a hook-like attachment. The cable is coiled on a white surface.

**3. Nozzles and hoses inside the Modular+EM:**




Item	Art. No.	Designation	Image
3.1	20 60 0013	Flat-spray detergent nozzle TP-9501 for Modular (left)  -Seal for detergent nozzles 20 60 0015	
3.2	20 60 0012	Flat-spray detergent nozzle TP-73039 for Modular (right)  -Seal for detergent nozzles 20 60 0015	
3.3	20 60 0017	High-pressure nozzle, left, Modular 15035 (threaded)	
3.4	30 60 0011	High-pressure nozzle 6504 for 4-Wheel+Modular (threaded)	





3.5	20 50 0019	Spare detergent hose set Modular 255 mm + 1220 mm	
3.6	20 50 0017	High-pressure hose Modular, left, L=950	
3.7	20 50 0018	High-pressure hose Modular, right, L=700	


**4. Attachments:**

Item	Art. No.	Designation	Image
4.1	30 60 0029	Suction lance, normal	
4.2	30 60 0028	Suction lance, special length barrel (when ordering a suction lance for the first time, always include a check valve, No. 30600021 Item 4.9)	
4.3	30 60 0020	Valve assembly, completely assembled	
4.4	20 60 0011	Magnetic spring lock Modular up to machine-no. 400 + 4-Wheel	
4.4.1	20 60 0024	Magnetic catch Modular machine-no. 401 or higher	
4.6	20 50 0029	Door window for Modular (please order with declaration of your machine-no.)	
4.7	20 60 0018	Dichtung für Türscheibe M-RWA ( L=2450 )	


4.8	30 60 0005	Swivel foot for 4-Wheel+Modular	
-----	------------	---------------------------------	---

Item	Art. No.	Designation	Image
4.9	30 60 0005	Threaded stem for swivel foot	
4.10	30 60 0021	Check valve for 200 L detergent barrel for Performtec Wheel Washing System	

**5. Spare parts for optional Art. No. 20 10 0003 submersible pump with wastewater reservoir for Modular:**

Item	Art. No.	Designation	Image
5.1	30 60 0013	Submersible pump	

**6. Spare parts for Art. No. 20 10 0002 Extension Module for Modular Wheel Washing System:**

Item	Art. No.	Designation	Image
6.1	20 60 0025	High-pressure valve for Modular Extension Module (without solenoids)	
6.2	20 60 0026	Solenoid for high-pressure valve Art. No. 20 60 0025	